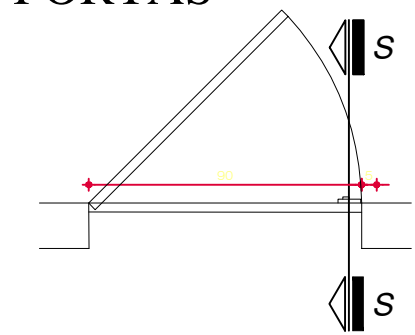
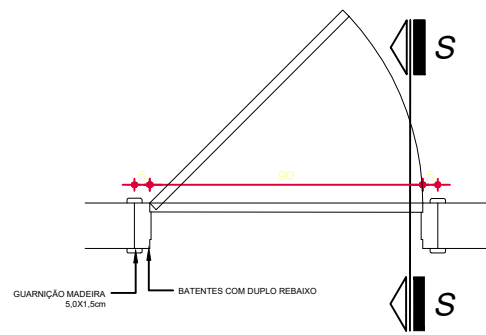


PORTAS



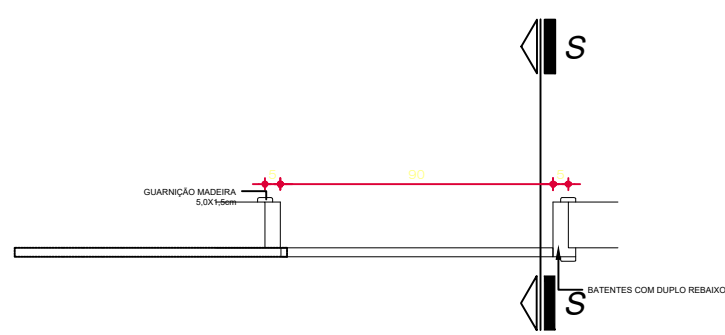
PLANTA BAIXA (P1)

ESC. 1:25



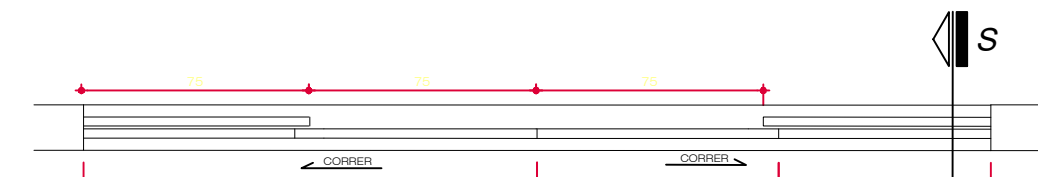
PLANTA BAIXA (P2)

ESC. 1:25



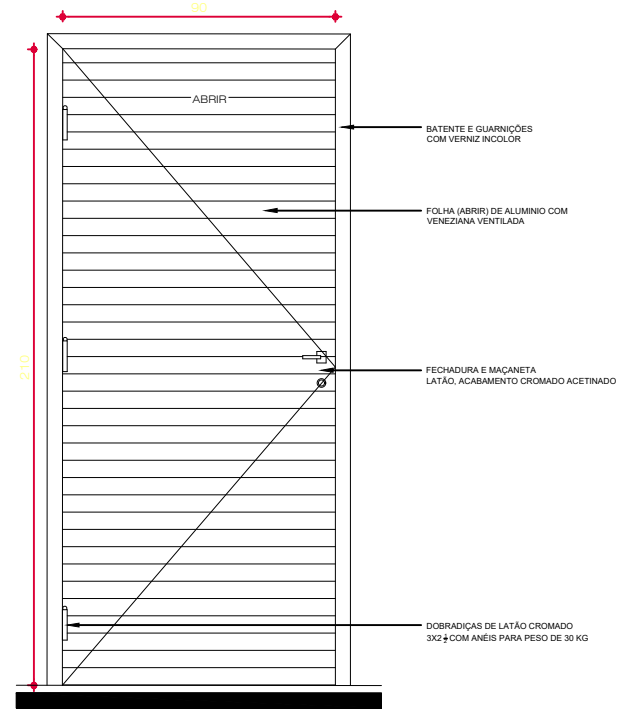
PLANTA BAIXA (P3)

ESC. 1:25



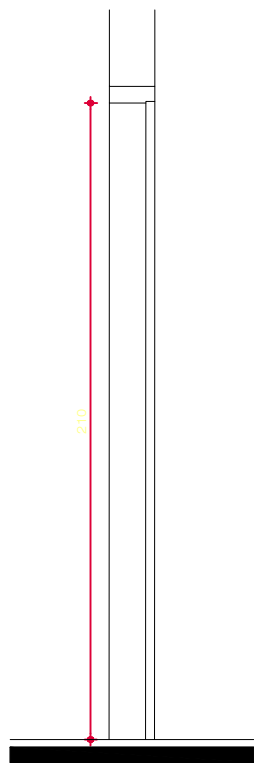
PLANTA BAIXA (PJ1)

ESC. 1:25



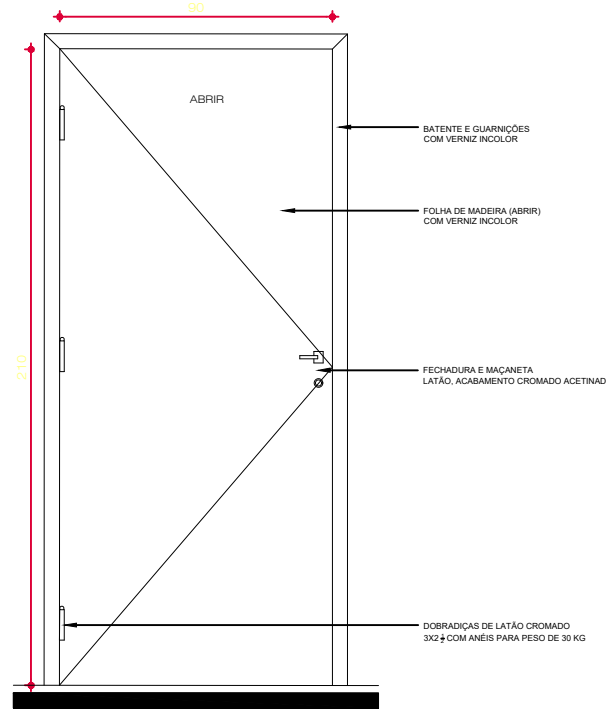
ELEVÇÃO (P1)

ESC. 1:25



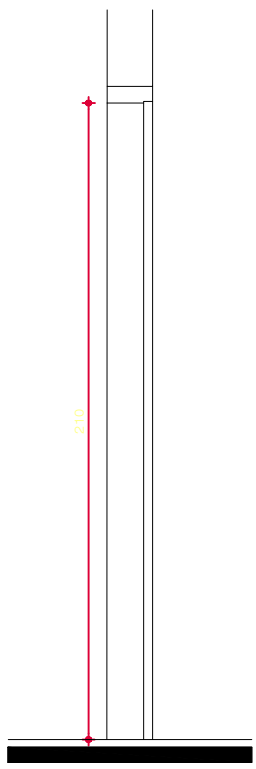
SECÇÃO (P1)

ESC. 1:25



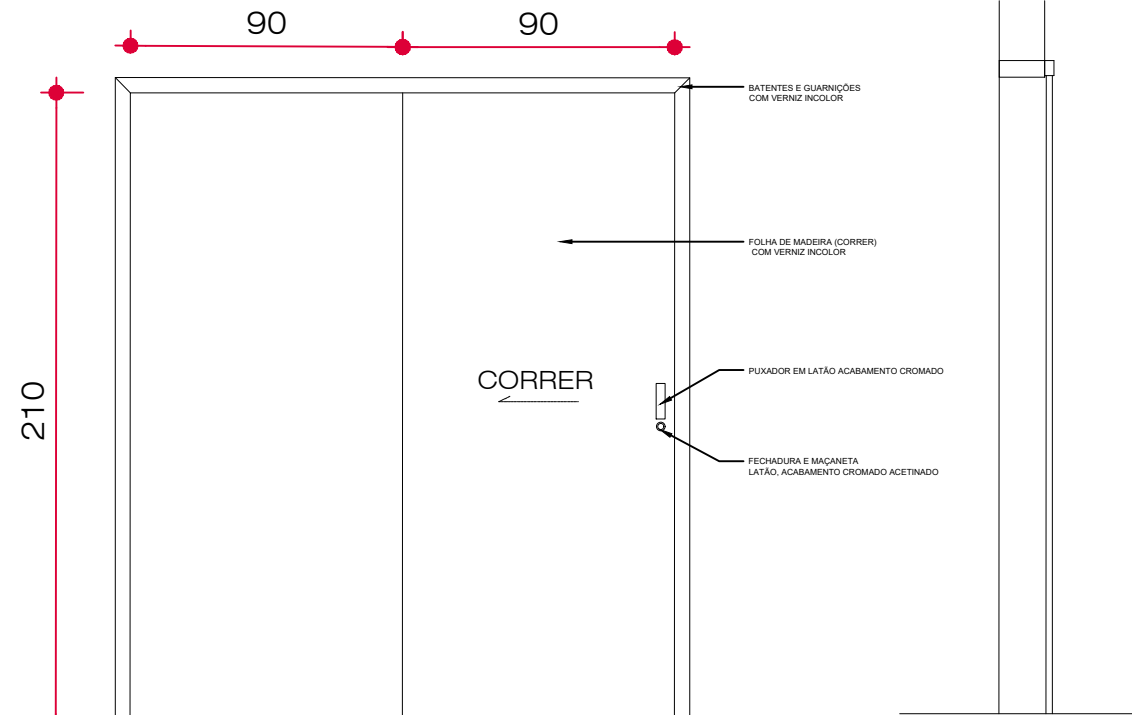
ELEVÇÃO (P2)

ESC. 1:25



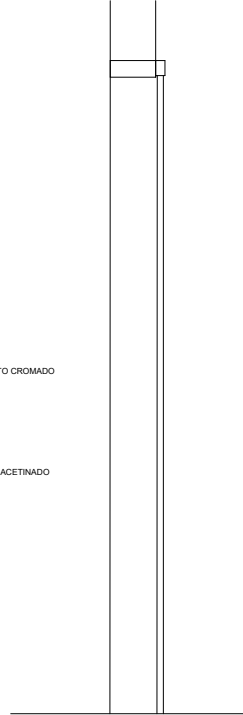
SECÇÃO (P2)

ESC. 1:25




ELEVÇÃO (P3)

ESC. 1:25



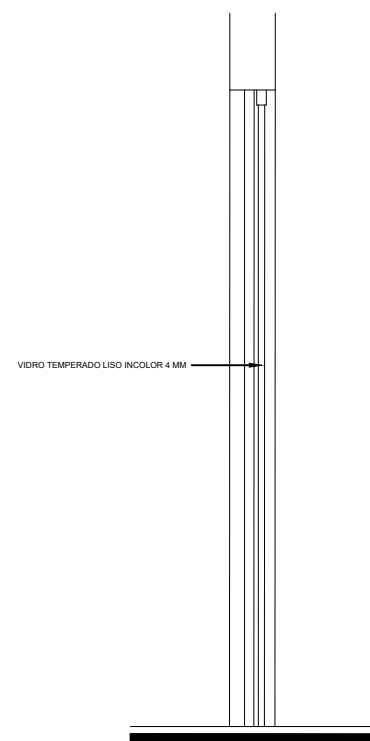
SECÇÃO (P3)

ESC. 1:25



ELEVÇÃO (PJ1)

ESC. 1:25



SECÇÃO (PJ1)

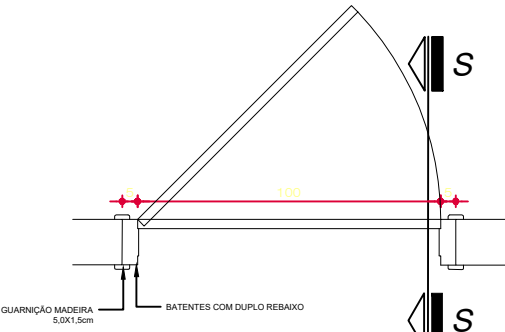
ESC. 1:25

| COD. | LARGURA | ALTURA | PEITORIL | MATERIAL | TIPO |
|------|---------|--------|----------|--|-----------------|
| P1 | 0,90 | 2,10 | - | ALUMÍNIO ANODIZADO COM VENEZIANA VENTILADA | ABRIR - 1 FOLHA |

| COD. | LARGURA | ALTURA | PEITORIL | MATERIAL | TIPO |
|------|---------|--------|----------|----------------------------|-----------------|
| P2 | 0,90 | 2,10 | - | MADEIRA COM VENEZ INCOLORE | ABRIR - 1 FOLHA |

| COD. | LARGURA | ALTURA | PEITORIL | MATERIAL | TIPO |
|------|---------|--------|----------|----------------------------|------------------|
| P3 | 0,90 | 2,10 | - | MADEIRA COM VENEZ INCOLORE | CORRER - 1 FOLHA |

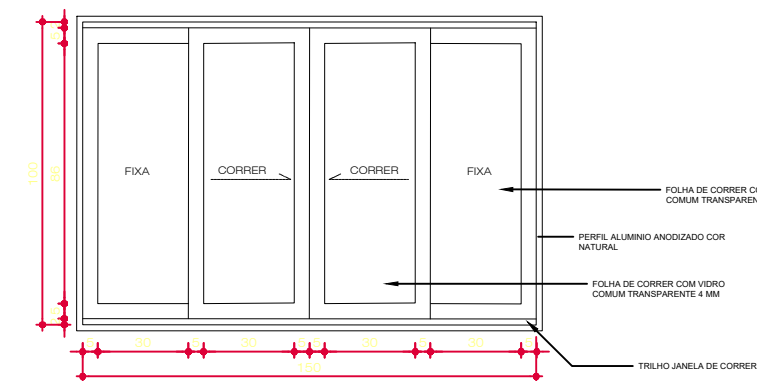
| COD. | LARGURA | ALTURA | PEITORIL | MATERIAL | TIPO |
|------|---------|--------|----------|-------------------------|------------------|
| PJ1 | 0,90 | 2,10 | - | VIDRO TRANSPARENTE 4 MM | ABRIR - 3 FOLHAS |



PLANTA BAIXA (P4)

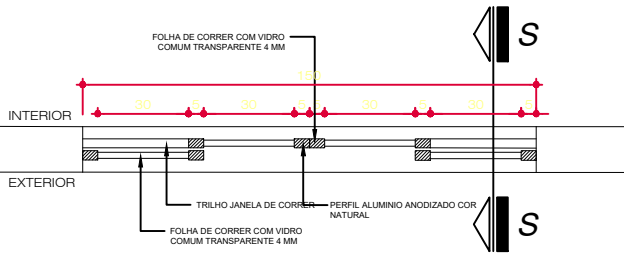
ESC. 1:25

JANELAS



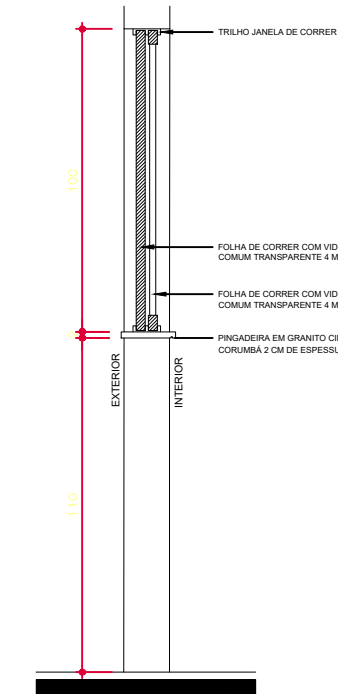
ELEVÇÃO (J1)

ESC. 1:25



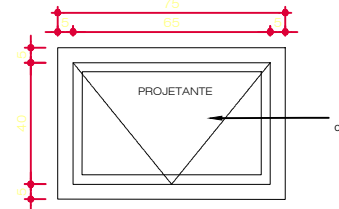
PLANTA BAIXA (J1)

ESC. 1:25




SECÇÃO (J1)

ESC. 1:25



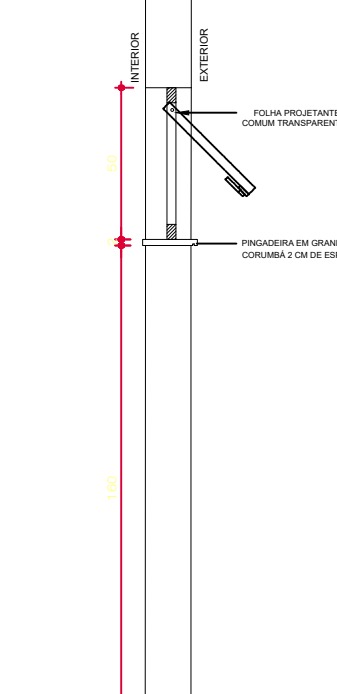
ELEVÇÃO (J2)

ESC. 1:25



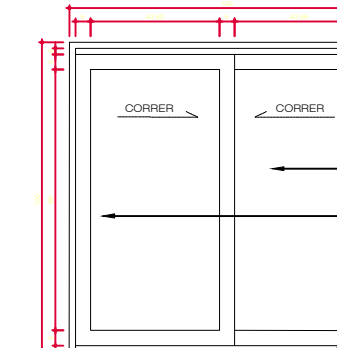
PLANTA BAIXA (J2)

ESC. 1:25



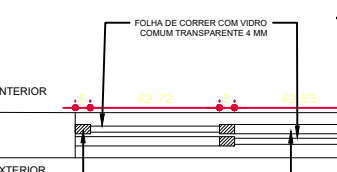
SECÇÃO (J2)

ESC. 1:25



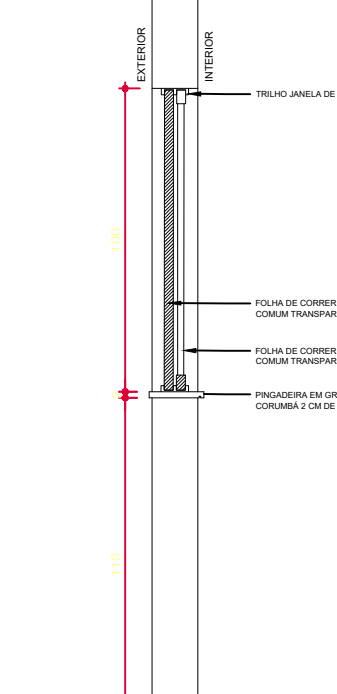
ELEVÇÃO (J3)

ESC. 1:25



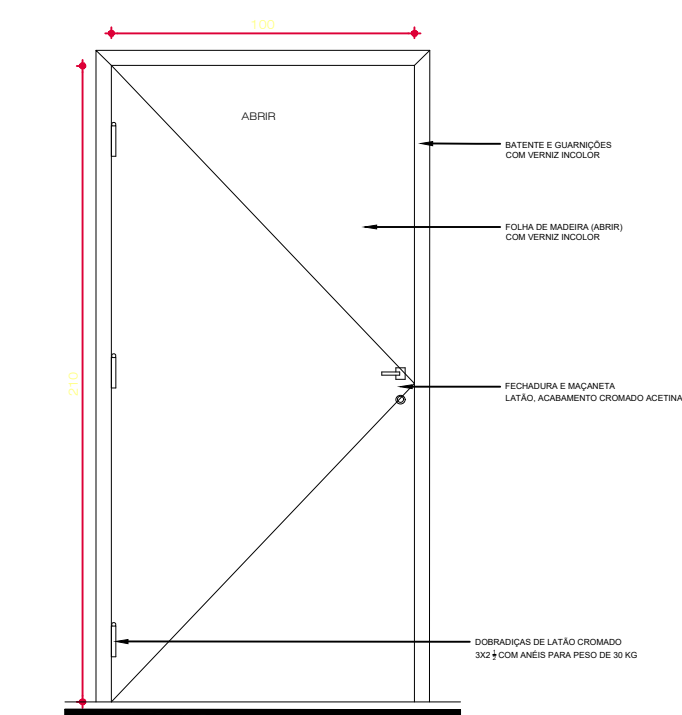
PLANTA BAIXA (J3)

ESC. 1:25



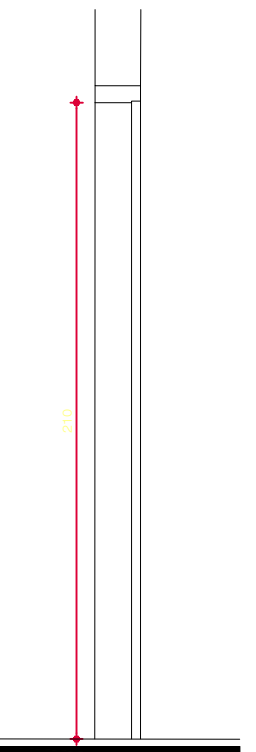
SECÇÃO (J3)

ESC. 1:25



ELEVÇÃO (P4)

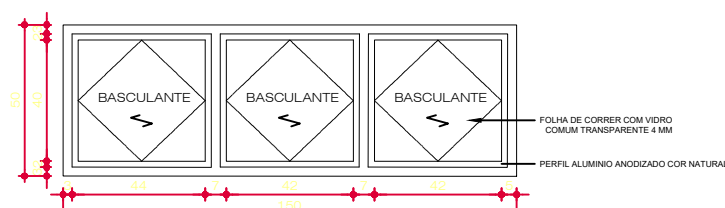
ESC. 1:25



SECÇÃO (P4)

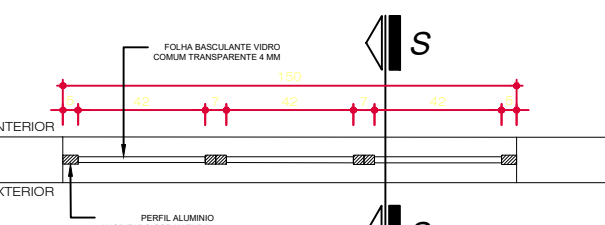
ESC. 1:25

| COD. | LARGURA | ALTURA | PEITORIL | MATERIAL | TIPO |
|------|---------|--------|----------|----------------------------|-----------------|
| P4 | 1,00 | 2,10 | - | MADEIRA COM VENEZ INCOLORE | ABRIR - 1 FOLHA |



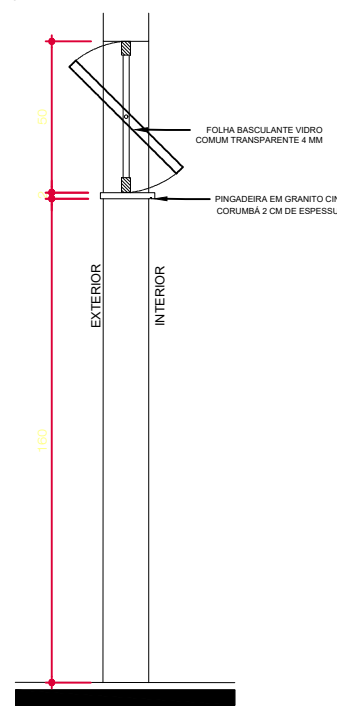
ELEVÇÃO (J4)

ESC. 1:25



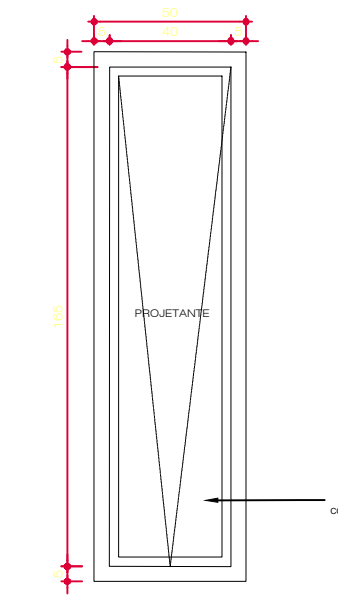
PLANTA BAIXA (J4)

ESC. 1:25



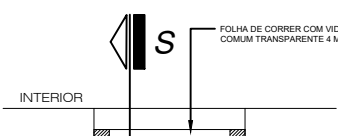
SECÇÃO (J4)

ESC. 1:25



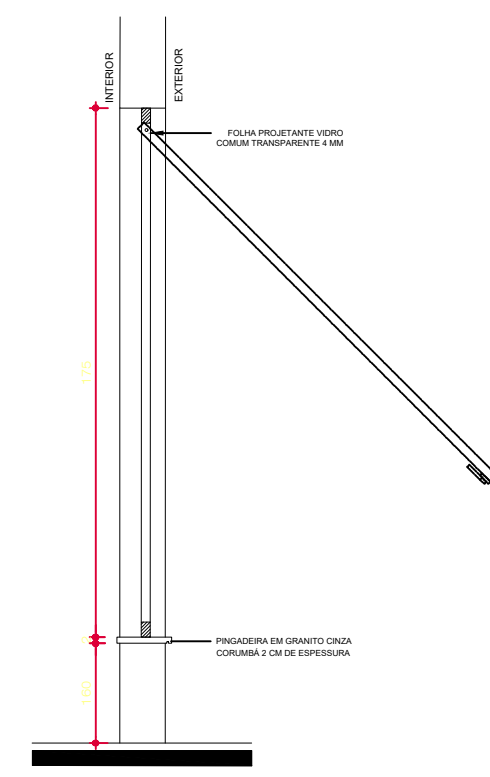
ELEVÇÃO (J5)

ESC. 1:25




PLANTA BAIXA (J5)

ESC. 1:25



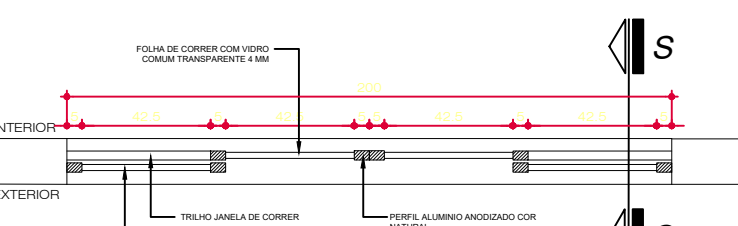
SECÇÃO (J5)

ESC. 1:25



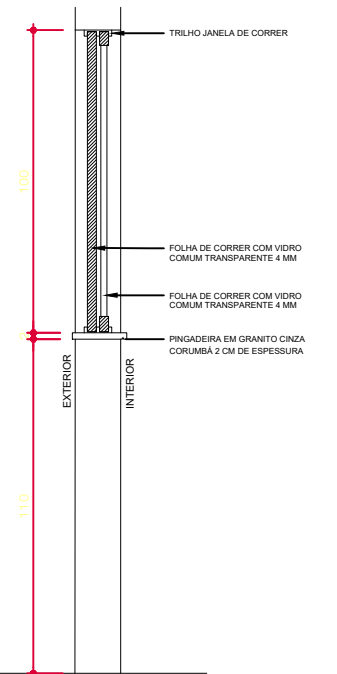
ELEVÇÃO (J6)

ESC. 1:25



PLANTA BAIXA (J6)

ESC. 1:25



SECÇÃO (J6)

ESC. 1:25

| COD. | LARGURA | ALTURA | PEITORIL | MATERIAL | TIPO |
|------|---------|--------|----------|---|-------------------|
| J6 | 2,00 | 1,50 | 1,10 | PERFIL ALUMÍNIO ANODIZADO NATURAL/VIDRO COMUM TRANSPARENTE 4 MM | CORRER - 2 FOLHAS |

ORGÃOS PÚBLICOS

ESTATÍSTICAS:
TAXA DE OCUPAÇÃO = 51,85%
COEFIC. DE APROVEITAMENTO = 0,17
TAXA PERMEABILIDADE = 48,15%

ÁREAS:
ÁREA DO TERRENO= 2.000 M²
ÁREA EXISTENTE= 828,15 M²
ÁREA À CONSTRUIR= 208,93 M²
ÁREA TOTAL CONTRUÍDA= 1.037,08M²

PROJETO ARQUITETÔNICO

TIPO DE EMPREENDIMENTO
PÚBLICO

DATA
NOV/2023

CONTEÚDO
ESQUADRIAS

PRANCHA
04/04



PREFEITURA DO MUNICÍPIO DE MERCEDES
DEPARTAMENTO DE ENGENHARIA

RUA DR. OSVALDO CRUZ, 555 CEP 85998-000 MERCEDES-PR FONE: (45) 3256-8045

PROJETO: ENG. CIVIL SABRINA PEDRALI
CREA: PR - 209882 / D
EXECUÇÃO:
PROPRIETÁRIO: MUNICÍPIO DE MERCEDES
CNPJ: 95.719.373/0001-23

OBRA: AMPLIAÇÃO DA UNIDADE BÁSICA DE SAÚDE - SEDE
LOCAL: RUA DR. OSVALDO CRUZ - Nº 707 - Q 02 - CHÁCARA Nº
65 - CENTRO - MERCEDES - PR
PROPRIETÁRIO: MUNICÍPIO DE MERCEDES

DESENHO:
SCO